



Saiham Textile Mills Ltd.

Dhaka Office: 'Asset Rosedale' House # 02 (4th Floor), Road # 55, Gulshan-2, Dhaka-1212, Bangladesh.
Phone : 9862284, 9863323, 9887441, Fax : +88-02-9894607, 8826254, E-mail : info@saiham.com, Web: www.saiham.com
Registered Office & Factory : Noyapara, Saiham Nagar, Madhabpur, Habigonj-3333.

Ref: STML/19/95/16

Dated: Dhaka
April 28, 2016

The Chairman
Bangladesh Securities and Exchange Commission
Jiban Bima Tower (14th, 15th, 16th & 20th floor)
10, Dilkusha C/A
Dhaka-1000.

Subject: **Price Sensitive Information**

Dear Sir,

This is for kind information of all concerned that the Board of Directors of Saiham Textile Mills Ltd. in its Board Meeting held on April 28, 2016 at 3.30 P.M. at its Dhaka Office approved un-audited financial statements for the 3rd Quarter ended March 31, 2016 in compliance with the regulation 33 of the Dhaka Stock Exchange (Listing) Regulations, 2015.

As per un-audited financial statements for the 3rd Quarter ended March 31, 2016 the performance of Saiham Textile Mills Ltd. was as under:

Sl. No.	Particulars	July 01, 2015 to March 31, 2016	July 01, 2014 to March 31, 2015	January 01, 2016 to March 31, 2016	January 01, 2015 to March 31, 2015
01	Profit before Tax	69,254,621	125,373,470	27,828,622	14,739,850
02	Profit after Tax	55,642,485	101,724,214	23,304,115	10,845,749
03	Earnings Per Share (EPS)	0.65	1.36	0.27	0.14
04	NAV Per Share	28.55	32.38	-	-
05	Net Operating Cash Flow Per Share (NOCFPS)	(4.35)	5.43	-	-

Thanking you

Yours faithfully

(Md. Neyamat Ullah)
Company Secretary

Copy to: (i) The Chief Regulatory Officer
Dhaka Stock Exchange Ltd.
9/F, Motijheel C/A
Dhaka-1000.

(ii) The Chief Regulatory Officer
Chittagong Stock Exchange Ltd.
Eunoos Trade Centre (Level-15)
52-53, Dilkusha C/A
Dhaka-1000.



Saiham Textile Mills Ltd.

Dhaka Office: 'Assel Rosedale' House # 02 (4th Floor), Road # 55, Gulshan-2, Dhaka-1212, Bangladesh.
Phone : 9862284, 9863323, 9887441, Fax : +88-02-9894607, 8826254, E-mail : info@saiham.com, Web: www.saiham.com
Registered Office & Factory : Noyapara, Saiham Nagar, Madhabpur, Habigonj-3333.

Ref: STML/19/94/16

Dated: Dhaka
April 28, 2016

The Chairman
Bangladesh Securities and Exchange Commission
Jiban Bima Tower (14th, 15th, 16th & 20th floor)
10, Dilkusha C/A
Dhaka-1000.

Subject: **Submission of Un-audited 3rd Quarterly Financial Statements of Saiham Textile Mills Ltd.**

Dear Sir,

As per regulation 17(3) of DSE Listing Regulations 2015, we are pleased to enclosed herewith the Un-audited 3rd Quarterly Financial Statements for the period from January 01, 2016 to March 31, 2016 of Saiham Textile Mills Ltd. The above Un-audited 3rd Quarterly Financial Statements are also available in the website of the company.

The website of Saiham Textile Mills Ltd. is www.saihamtextile.com

Thanking you

Yours faithfully

(Md. Neyamat Ullah)
Company Secretary

- Copy to: (i) The Chief Regulatory Officer
Dhaka Stock Exchange Ltd.
9/F, Motijheel C/A
Dhaka-1000.
- (ii) The Chief Regulatory Officer
Chittagong Stock Exchange Ltd.
Eunoos Trade Centre (Level-15)
52-53, Dilkusha C/A
Dhaka-1000.

Saiham Textile Mills Ltd.
Statement of Financial Position (Un-Audited)
As on March 31,2016

	Notes	Amount in Taka	
		March 31, 2016	June 30, 2015
Assets			
Non-Current Assets :		1,943,835,509	2,026,037,329
Property, Plant & Equipment- spinning (net of dep.)	1.00	743,819,174	764,460,341
Property, Plant & Equipment- Melange (net of dep.)		1,200,016,335	1,261,576,988
Current Assets :		1,971,104,948	2,422,110,147
Inventories		1,034,263,614	1,217,063,038
Trade Debtors		290,144,033	210,702,900
Sundry Receivable		-	28,756,067
Advances, Deposits & Prepayments		101,836,441	88,700,621
Cash & Cash Equivalents	2.00	544,860,860	876,887,521
Total Assets		3,914,940,457	4,448,147,476
Equity & Liabilities :			
Shareholders' Equity:		2,462,468,608	2,406,826,123
Share Capital		862,500,000	750,000,000
Share Premium (Rights Share)		727,500,000	727,500,000
General Reserve		2,764,589	2,764,589
Revaluation Reserve		502,452,381	522,050,567
Retained Earnings		367,251,638	404,510,967
Non-Current Liabilities :		516,177,152	463,521,154
Term Loan-HSBC	3.00	360,298,107	360,298,107
Term Loan-EBL		33,328,000	33,328,000
Deferred Tax Liability		122,551,045	69,895,047
Current Liabilities :		936,294,697	1,577,800,199
Short Term Loan	4.00	157,778,124	-
Bank Loan & Overdraft	5.00	214,632,967	145,153,226
Short Term Loan- others		17,500,000	17,500,000
Current portion of long term Loan	6.00	60,001,887	229,587,350
Rights Share money Refundable		15,000	15,000
Liabilities for Goods		385,989,210	1,122,351,843
Liabilities for Expenses & Other Finances		25,181,899	24,541,032
Provision for Tax		75,195,610	38,651,748
Total Liabilities		1,452,471,849	2,041,321,353
Total Equity & Liabilities		3,914,940,457	4,448,147,476
Net Assets Value (NAV) Per Share		28.55	32.09



Managing Director
S.M. Faisal




Director
Syed Ishtiaq Ahmed



Chairman
S.F.A.M. Shahjahan




Chief Financial Officer
Abu Bakar Siddique





Company Secretary
Md. Neyamat Ullah

Saiham Textile Mills Limited
Statement of Comprehensive Income (Un- Audited)
For the 3rd quarter ended on March 31,2016


Particulars	Notes	Amount in Taka			
		July' 15 to March'16	July' 14 to March'15	January 16 to March'16	January 15 to March'15
Turn over		1,280,420,753	1,506,164,903	404,565,530	482,245,996
Cost of Goods sold		(1,132,734,720)	(1,333,208,004)	(341,184,677)	(450,732,116)
Gross Profit		147,686,033	172,956,899	63,380,853	31,513,880
Admin. & Marketing expenses	7.00	(48,179,833)	(39,296,160)	(18,053,642)	(15,912,809)
Financial Expenses	8.00	(59,028,281)	(48,409,479)	(19,609,299)	(13,589,219)
Operating Profit		40,477,919	85,251,260	25,717,912	2,011,852
Non-Operating Income		32,239,433	46,390,883	3,502,141	13,464,990
Operating Profit before WPPF		72,717,352	131,642,143	29,220,053	15,476,842
Provision for WPPF		(3,462,731)	(6,268,673)	(1,391,431)	(736,992)
Profit before tax		69,254,621	125,373,470	27,828,622	14,739,850
Provision for Tax		13,612,136	23,649,256	4,524,507	3,894,101
Current Tax		39,043,862	44,069,404	11,834,760	17,578,939
Deferred Tax expenses		52,655,998	67,718,660	16,359,267	21,473,040
Net Profit after tax		55,642,485	101,724,214	23,304,115	10,845,749
Earning per share(EPS)		0.65	1.36	0.27	0.14


Managing Director
S.M. Faisal


Director
Syed Ishtiaq Ahmed



Chairman
S.F.A.M. Shahjahan


Chief Financial Officer
Abu Bakar Siddique



Company Secretary
Md. Neyamat Ullah

Saiham Textile Mills Ltd.
Statement of Cash Flow (Un-Audited)
For the 3rd quarter ended on March 31, 2016


Particulars	Amount in Taka	
	July' 2015 to March' 2016	July' 2014 to March' 2015
Cash flows from operating activities -A		
Collection from Customers and other income	1,233,219,053	1,509,746,079
Payment to Suppliers, employees and other expenses	(1,603,938,791)	(1,036,958,251)
Advanced Income tax paid	(4,666,831)	(63,362,378)
Income tax paid	-	(2,500,000)
Net Cash flows from operating activities	(375,386,569)	406,925,450
Cash flows from investing activities -B		
Purchase of property, plant and equipment	(14,312,494)	(1,797,717)
Net cash used in investing activities	(14,312,494)	(1,797,717)
Cash flows from financing activities -C		
Loan (repaid) / received during the period	57,672,402	(347,465,364)
Dividend Paid	-	(112,500,000)
Net cash used in financing activities	57,672,402	(459,965,364)
Net increase / (Decrease) in cash and cash equivalents (A+B+C)	(332,026,661)	(54,837,631)
Cash and cash equivalents at the beginning of the financial year	876,887,521	892,886,423
Cash and cash equivalents at the end of the financial period	544,860,860	838,048,792
Net Operating Cash Flows Per Share	(4.35)	5.43


Managing Director
S.M. Faisal


Director
Syed Ishtiaq Ahmed

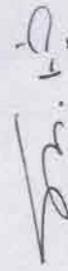

Chairman
S.F.A.M. Shahjahan


Chief Financial Officer
Abu Bakar Siddique


Company Secretary
Md. Neyamat Ullah

Saiham Textile Mills Ltd.
Statement of Changes in Equity (Un- Audited)
For the 3rd quarter ended on March 31, 2016

Particulars	Share Capital	Share premium of Rights Share	General Reserve	Revaluation Surplus	Retained Earnings	Total in Taka
Balance as on July 01, 2015	750,000,000	727,500,000	2,764,589	522,050,567	404,510,967	2,406,826,123
Stock Dividend	112,500,000	-	-	-	(112,500,000)	
Net profit after Tax	-	-	-	-	55,642,485	55,642,485
Adjustment of Revaluation of PPE	-	-	-	(19,598,186)	19,598,186	-
Balance as at March 31, 2016	862,500,000	727,500,000	2,764,589	502,452,381	367,251,638	2,462,468,608
Balance as at July 01, 2014	750,000,000	727,500,000	2,764,589	550,563,000	408,762,839	2,439,590,428
Net profit after Tax	-	-	-	-	101,724,214	101,724,214
Adjustment of Revaluation of PPE	-	-	-	(21,023,737)	21,023,737	-
Dividend Paid	-	-	-	-	(112,500,000)	(112,500,000)
Balance as at March 31, 2015	750,000,000	727,500,000	2,764,589	529,539,263	419,010,790	2,428,814,642


Managing Director
S.M Faisal


Director
Syed Ishtiaq Ahmed


Chairman
S.F.A.M. Shahjahan


Chief Financial Officer
Abu Bakar Siddique

Company Secretary
Md. Neyamat Ullah

Saiham Textile Mills Ltd
Notes to the Financial Statements
As at and for the period ended March 31,2016

1.00 Property Plant & Equipment: Spinning Unit

This is arrived as follows:

Cost
Less: Accumulated Depreciation
Written down value

Amount in Taka	
March 31,2016	June 30,2015
1,360,245,038	1,347,537,574
616,425,864	583,077,233
743,819,174	764,460,341

Property Plant & Equipment: Melange Unit

Cost
Less: Accumulated Depreciation
Written down value

1,451,093,229	1,449,488,199
251,076,894	187,911,211
1,200,016,335	1,261,576,988

2.00 Cash & Cash Equivalents :

This consists of:

Cash in Hand	775,030	837,494
Cash at Bank	544,085,830	876,050,027
Total	544,860,860	876,887,521
Cash in hand :		
Head Office	102,937	594,571
Factory Office	672,093	242,923
Total	775,030	837,494
Cash at Bank :		
Janata Bank Ltd. (A/C No. 023733002322)	87,066	34,501
Janata Bank Ltd.(A/C No. 0340-0210001941)	59,288	4,735,515
Dutch Bangla Bank Ltd.(A/C No. 0116110000006828)	176,007	940,790
Dhaka Bank Ltd.(A/C No. 215150000001464)	132,789	5,034,008
Premier Bank Ltd (A/C no-014913100000040)	859,674	9,062,329
Standared Chartered Bank A/C no-01-1184135-01	7,207,056	102,275
Eastern Bank Ltd A/C no-101106032929	464	14,452
Dhaka Bank- Dividend a/c-215150000001554	5,799,348	7,933,025
Midland Bank Ltd	11,835	-
HSBC (A/C No. 001-145145457-011)	-	4,122,816
<u>F.C Account</u>		
Dhaka Bank Ltd .F.C A/C-21413000000056	2,372,730	13,944,320
HSBC F.C Margin A/C no-001-145457-091	67,695	228,745
HSBC Offshore A/C no-050-0077-80-005	699,379	524,754
F.C Account with EBL A/C-1013100350441	4,112,499	1,872,496
Sub-total	21,585,830	48,550,027

FDR		
Dhaka Bank Ltd. (FDR No. 148076/953/12 & 148097/974/12)	17,500,000	82,500,000
HSBC (A/C No. 001-145457-101 & 001-145457-102) Dhaka	150,000,000	200,000,000
Lanka Bangla Finance FDR no-1220-001-204-205-206-358-35	285,000,000	335,000,000
Delta Brac Housing-(FDR-No 71000117027-128638)	35,000,000	35,000,000
IDLC Finance Ltd.	25,000,000	-
Dhaka Bank Dividend Accounts	10,000,000	-
AB Bank Ltd.(FDR No. 3369657, 3369662 & 3381892)		40,000,000
First Security Islami Bank Ltd.(MTDR No. 0298200/244-04)		30,000,000
Brac Bank Ltd.(FDR No. 1502302443153001) Nawabpur		30,000,000
Mutual Trust Bank Ltd.(FDR No. 101315/5391/12) Banani		20,000,000
Shahjalal Islami Bank Ltd.(MTDR No. 0165400) Main		20,000,000
IDLC Finance Ltd.(A/C No. 10252204175201) Gulshan		25,000,000
Bank Asia Ltd. (FDR No-0215500887,)		10,000,000
Sub-total	522,500,000	827,500,000
Grand Total	544,085,830	876,050,027

3.00 Term Loan

Name of the Bank

HSBC Ltd	360,298,107	360,298,107
Eastern Bank Ltd	33,328,000	33,328,000
Total	393,626,107	393,626,107

4.00 Short Term Loan-

Short Term loan- SCB	150,000,000	-
Short Term loan-Lanka Bangla	7,778,124	-
Total	157,778,124	-

5.00 Bank Loan & Over Draft

Standared Chartered Bank	49,594,687	-
HSBC Bank	18,882,173	-
Estearn Bank Ltd	146,156,107	145,153,226
Total	214,632,967	145,153,226

6.00 Current portion of Term Loan

Current portion of Term Loan -HSBC	56,875,887	227,503,350
Current portion of Term Loan-EBL	3,126,000	2,084,000
Total	60,001,887	229,587,350

7.00 Administrative and Marketing expenses:

Saiary & Allowances	27,868,035	6,010,042
Office Rent	3,150,000	960,000
Postage & Stamp	164,478	3,508
Printing & Stationary	513,587	251,343
Repair & Maintance	300,369	3,960
Maintance of Vechile	619,128	116,580
Traveling	180,757	55,204
Conveyance	632,013	12,330
Entertainment	1,258,263	465,128
Paper & Periodicals	54,580	1,773
Advertisement	225,949	29,773
Subscription & Donation	1,003,850	233,677
Insurance premium	956,793	11,086
Form, Fees & Others	926,013	160,662
Board Meeting Fee	206,250	8,250
Medical Expenses	288,906	151,343
Wealfare Expenses	340,616	-
Electricity (H/O)	323,435	105,242
Miscellaneous Expenses	256,973	59,050
Selling & Distribution	1,849,100	312,294
Office Maintance	587,725	88,509
Telephone, Telex & Fax	119,876	37,951
Water & sewage Charges	95,235	27,382
Directors Remuneration	720,000	240,000
Auditors Remuneration	75,000	12,500
Professional Fee	77,113	15,000
Depreciation	2,577,881	970,967
It expenses	2,807,908	-
Total	48,179,833	10,343,554

8.00 Financial Expenses:

Interest on Term Loan(HSBC)	18,215,213	9,097,407
Interest on EBL	10,933,914	4,413,025
Interest on HSBC, STL	10,402,981	5,130,787
Interest on SCB, STL	9,148,725	-
Interest on SCB, CC/overdraft	2,995,048	-
Interest on EBL, CC/overdraft	1,967,903	-
Interest on DBL	2,416,667	-
Bank Charge & Commission	2,947,830	175,753
Total	59,028,281	18,816,972

Stock Dividend:

15% Stock Dividend which was approved in the 34th General Meeting of Saiham Textile Mills Ltd. on 20th December-2015 has been transferred to Share Holder account on 17 January 2016.